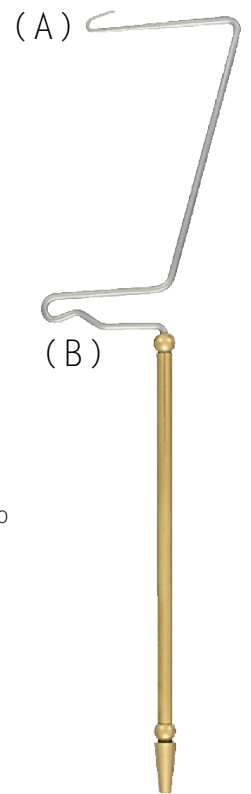



How to make a whip finish using OWNER's finisher




1

Place (A) directly onto the thread.




2

Hang the thread on (B).



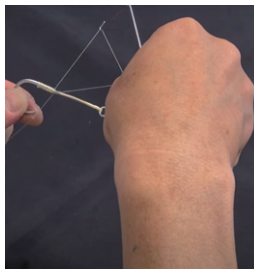
3

Make a half turn from back to front as making a triangle.




4

Bring the finisher up and place the edge of triangle on the root of flat eye.




5

Make a few turns with the finisher around the hook shank, while passing solid ring through the triangle.



6

Bring (B) close to flat eye and let the thread slip off it.



7

Grip the thread with left middle finger.



8

Pull the thread and bobbin tightly.

